

DynaMed®

Kullanıcı Kılavuzu



dynamed.com

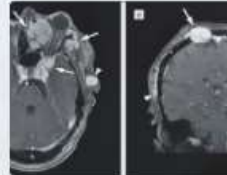
CONFIDENCE IN PRACTICE



Search DynaMed



Cardiology

Cerebrovascular Disease,
Cervical Artery Dissection,
Congenital Heart Disease[View Specialty](#)

Oncology

Breast Cancers, Lung
Cancers, Urologic Cancers[View Specialty](#)

Dermatology

Infestations, Bites and
Stings, Inherited Disorders,
Burns[View Specialty](#)

Recent Updates

Recently Viewed

DynaMed™, kanıta dayalı hasta bakımının verimli bir şekilde uygulanması için tasarlanmış klinik bir araçtır.


DynaMed®

SPRINGFIELD HOSPITAL
DEMONSTRATION USER

CME 0.5

Specialties ▾ | Calculators | About DynaMed | Why DynaMed | Editorial

CONFIDENCE IN PRACTICE

 Atrial

GO TO

- Atrial Fibrillation
- Atrial fibrillation screening
- Atrial flutter
- Atrial myxoma
- Atrial septal defects

SEARCH FOR

- atrial
- atrial fibrillation
- atrial fib


Cardiology
Cerebrovascular Dis
Cervical Artery Diss
Congenital Heart Di
[View Specialty](#)


Dermatology
Infestations, Bites and
Stings, Inherited Disorders,
Burns
[View Specialty](#)

Recent Updates



tly Viewed

Terimlerinizi arama kutusuna girerek başlayınız. Terimlerinizi girdikçe, DynaMed eşleşen başlıkları ve aramaları listeleyecektir. **Go To** bölümünü kullanarak herhangi bir başlığı doğrudan açabilirsiniz. Teriminiz için arama yapıp ilgili tüm başlıklardan oluşan bir sonuç listesi görmek için ise **Search For** bölümünü ya da büyüteç işaretini

 DynaMed


 SPRINGFIELD HOSPITAL
DEMONSTRATION USER

CME 0.5


 atrial fibrillation 


SEARCH RESULTS


atrial fibrillation

ALL (602)  IMAGES (23)

CONDITIONS


Atrial Fibrillation 






MISCELLANEOUS

Thromboembolic prophylaxis in atrial fibrillation




MISCELLANEOUS

Cardioversion of Atrial Fibrillation




MISCELLANEOUS


Ablation Therapy for Atrial Fibrillation







MISCELLANEOUS

Atrial fibrillation screening




Arama teriminizle ilgili tüm sonuçları ya da sadece görselleri listelemek için ekranın sol üst bölümündeki sekmeleri kullanınız. Başlığı görmek için direkt üzerine, başlığın içerisinden özel bir bölüme (Genel Bakış ve Tavsiyeler, Teşhis, Tedavi, vs.) geçmek için ise  simgesine tıklayınız.

  **SPRINGFIELD HOSPITAL
DEMONSTRATION USER** **CME 0.5**  **atrial fibrillation** 

SEARCH RESULTS

atrial fibrillation

ALL (602)  **IMAGES (23)**

CONDITIONS
Atrial Fibrillation

MISCELLANEOUS
Thromboembolic prophylaxis in atrial fibrillation

MISCELLANEOUS
Cardioversion of Atrial Fibrillation

MISCELLANEOUS
Ablation Therapy for Atrial Fibrillation

MISCELLANEOUS
Atrial fibrillation screening

Overview and Recommendations

Related Summaries

General Information

Epidemiology

Etiology and Pathogenesis

History and Physical

Diagnosis

Management

Complications and Prognosis

Prevention and Screening

Sonrasında listeden bir bölüm seçiniz.

Atrial Fibrillation

TOPIC

IMAGES (6)

UPDATES



Overview and Recommendations

Background

Evaluation

Management

Prevention

Related Summaries

- > General Information
- > Epidemiology
- > Etiology and Pathogenesis
- > History and Physical
- > Diagnosis
- > Management
- > Complications and Prognosis
- > Prevention and Screening

Overview and Recommendations

Background

- Atrial fibrillation (AF) is a common supraventricular tachyarrhythmia caused by uncoordinated atrial activation and associated with an irregularly irregular ventricular response.
- Causes of atrial fibrillation include an underlying structural heart disease, metabolic disorders, endocrine diseases, and certain medications.
- The prevalence of AF is approximately 1%-2% in the general population of developed countries.
- Definitions of AF:
 - Paroxysmal AF is recurrent atrial fibrillation that terminates spontaneously, lasting possibly up to 7 days, but usually < 48 hours.
 - Persistent AF is atrial fibrillation that is sustained > 7 days or requires termination by cardioversion.
 - Longstanding persistent AF is atrial fibrillation that is persistent for > 1 year.
 - Permanent AF refers to atrial fibrillation where the patient and physician agree to stop additional attempts to restore normal sinus

TOPIC EDITOR

Panagiotis Papageorgiou MD, PhD

RECOMMENDATIONS EDITOR

Amir Qaseem MD, PhD, MHA, FACP

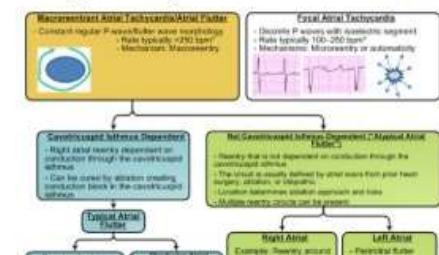
DEPUTY EDITOR

Peter Oettgen MD

Produced in collaboration with
American College of Physicians

Images in topic (6)

View all



Bir DynaMed başlığına girdikten sonra, o başlıkla ilgili en son güncellemeleri görüntülemek için sol üstteki **Updates** sekmesine tıklayınız.

Atrial Fibrillation

TOPIC

IMAGES (6)

UPDATES



Overview and Recommendations

Background

Evaluation

Management

Prevention

Related Summaries

> General Information

> Epidemiology

> Etiology and Pathogenesis

> History and Physical

> Diagnosis

> Management

> Complications and Prognosis

> Prevention and Screening

Overview and Recommendations

Background

- Atrial fibrillation (AF) is a common supraventricular tachyarrhythmia caused by uncoordinated atrial activation and associated with an irregularly irregular ventricular response.
- Causes of atrial fibrillation include an underlying structural heart disease, metabolic disorders, endocrine diseases, and certain medications.
- The prevalence of AF is approximately 1%-2% in the general population of developed countries.
- Definitions of AF:
 - Paroxysmal AF is recurrent atrial fibrillation that terminates spontaneously, lasting possibly up to 7 days, but usually < 48 hours.
 - Persistent AF is atrial fibrillation that is sustained > 7 days or requires termination by cardioversion.
 - Longstanding persistent AF is atrial fibrillation that is persistent for > 1 year.
 - Permanent AF refers to atrial fibrillation where the patient and physician agree to stop additional attempts to restore normal sinus

TOPIC EDITOR

Panagiotis Papageorgiou MD, PhD

RECOMMENDATIONS EDITOR

Amir Qaseem MD, PhD, MHA, FACP

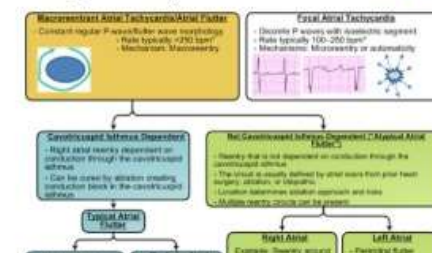
DEPUTY EDITOR

Peter Oettgen MD

Produced in collaboration with
American College of Physicians

Images in topic (6)

View all



Soldaki sütunu kullanarak başlıkların farklı bölümlerine (Genel Bakış ve Tavsiyeler, Teşhis, Tedavi, vs.) doğrudan geçebilirsiniz.

DynaMed başlıklarını takip etmek için sağ üstteki **Follow** butonuna tıklayınız ve e-mail seçeneklerinden birini seçiniz. Sadece uygulama değiştiren güncellemelere (practice changing updates only) ya da tüm güncellemelere (all updates) dair e-mail alma seçeneklerini kullanabileceğiniz gibi e-mail almadan, güncellemeleri DynaMed ana sayfası üzerinden takip etme seçeneğini de tercih edebilirsiniz.

Not: Başlıkları takip edebilmek için kişisel hesabınıza giriş yapmış olmanız gerekmektedir.

Recent Updates

FOLLOWED

ALL

18 Jul 2019

AHA/ACC/HRS 2019 focused update of the 2014 AHA/ACC/HRS guideline on management of patients with atrial fibrillation (Circulation 2019 Jul 9)

View in [Atrial Fibrillation](#), [Atrial Fibrillation](#)

11 Jul 2019

percutaneous access of common femoral artery may not reduce surgical site infection compared to open access in patients having elective endovascular aortic aneurysm repair (J Vasc Surg 2019 May)

View in [Abdominal aortic aneurysm \(AAA\)](#)

14 May 2019

inferior mesenteric artery embolization during elective EVAR may reduce risk of type II endoleak in high-risk adults having elective EVAR for AAA (Ann Surg 2019 Apr 2 early online)

View in [Abdominal aortic aneurysm \(AAA\)](#)

13 Feb 2019

perioperative curcumin may not improve markers of inflammation or tissue injury 1 hour after surgery and may increase acute kidney injury in patients having elective abdominal aortic aneurysm repair (CMAJ 2018 Oct 29)

View in [Abdominal aortic aneurysm \(AAA\)](#)

Recently Viewed

[Atrial Fibrillation](#)

[Diabetic ketoacidosis \(DKA\) in adults](#)

[ST-elevation myocardial infarction \(STEMI\)](#)

[Abdominal aortic aneurysm \(AAA\)](#)

[Desmoid tumor](#)

[Atrial fibrillation](#)

[Alternative and experimental therapies for acute stroke](#)

Followed

[+ Atrial Fibrillation](#)

[+ Abdominal aortic aneurysm \(AAA\)](#)

Ana sayfaya döndüğünüzde, **Recent Updates** bölümünün altındaki Followed sekmesinde takip ettiğiniz başlıklara dair güncellemeler listelenecektir. Takip ettiğiniz başlıklar, hızlıca erişebilmeniz için, ekranın sağındaki **Followed** bölümüne sabitleneceklerdir.

Specialties ^

Calculators

About DynaMed

Why DynaMed

Editorial

Adult primary care

Allergy

Anesthesiology and pain management

Cardiology

Critical care

Dermatology

Ear nose and throat (ENT)

Emergency medicine

Endocrinology

Family medicine

Gastroenterology

Geriatrics

Gynecology

Hematology

Hospital medicine

Immunology

Infectious diseases

Neonatology

Nephrology

Neurology

Neurosurgery

Obstetric medicine

Oncology

Ophthalmology

Oral health

Orthopedics and sports medicine

Palliative care

Pathology and laboratory medicine

Pediatrics

Psychiatry

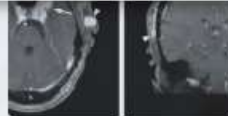
Pulmonary medicine

Rheumatology

Sleep medicine

Surgery

Urology

Cerebrovascular Disease,
Cervical Artery Dissection,
Congenital Heart Disease[View Specialty](#)Breast Cancers, Lung
Cancers, Urologic Cancers[View Specialty](#)Infestations, Bites and
Stings, Inherited Disorders,
Burns[View Specialty](#)

Recent Updates

FOLLOWED

ALL

Recently Viewed

Alternative and experimental therapies for

DynaMed'i taramak için ekranın sol üst bölümündeki **Specialties** açılır menüsüne tıklayınız ve bir uzmanlık alanı seçiniz.

13 Feb 2019

perioperative curcumin may not improve markers of inflammation or tissue injury 1 hour after surgery and may increase acute kidney injury in patients having elective abdominal aortic aneurysm repair (CMAJ 2018 Oct 29)

[View in Abdominal aortic aneurysm \(AAA\)](#)

28 Nov 2018

increasing D-dimer and thrombin-antithrombin complex levels associated with increasing AAA growth rates, while cardiovascular disease and diabetes associated with reduced AAA growth rate (Blood Adv 2018 Nov 27)

[View in Abdominal aortic aneurysm \(AAA\)](#)

26 Sep 2018

perioperative beta-blocker use associated with reduced postoperative mortality but higher rate of major adverse events in patients having open repair of intact AAA (Ann Surg 2018 Jun)

[View in Abdominal aortic aneurysm \(AAA\)](#)



DynaMed kullanıcı kılavuzunu görüntülemek istediğinizde ekranın alt bölümündeki **Help** linkine tıklayınız

Teşekkürler...